

# FIRE ALARM ACCESSORY DEVICE RDC - 800

## FEATURES

- UL Listed, File S425
- CSFM Listed, #7120-0065:122
- Compatible with the MPC-2000 Control Unit
- 80 Character alphanumeric backlighted display
- Auto-scrolling system alarm and trouble status displays
- Automatic system alarm status display priority
- Individual red system alarm and amber system trouble LEDs
- Green power on LED
- 5 Digit security access code for system control switches
- Individually enabled system reset, system alarm silence and system drill test/recall switches
- Red alarm silenced LED
- Integral trouble buzzer with trouble silence switch and automatic restoration
- Integral annunciator lamp test switch
- Current time and date normal display
- Requires Serial Interface (SI-3) board
- IBEW./USA. Crafted



MADE IN USA




## DESCRIPTION

The RDC-800 remote display/controller provides a complete remote visual LCD system status display and remote system control center for the MPC-2000 fire alarm system control panel. The RDC-800 also includes an integral system trouble unit with trouble buzzer and buzzer silence switch. A remote lamp test switch is provided. The RDC-800 requires connection to the MPC-2000 Serial Interface (SI-3) board.

The visual system status displays are accomplished via a 80 character (40 x 2) alphanumeric LCD backlighted display. All system alarm and trouble status' are reported in an auto-scrolling format with automatic alarm message priority override. The core section of the LCD display in the RDC-800 can be programmed by the customer with custom messages through the MPC-2000 FACP. Additional individual red system alarm and amber system trouble discrete LEDs have also been included on the RDC-800. A green power on LED and the current time and date are the normal system status displays.

The remote system control functions are accomplished via a (5) switch membrane key pad located on the front of the RDC-800. Generally accessible keys are provided for unit buzzer silence and unit lamp test. By keying the appropriate (5) digit access code a user may gain access to the remaining system control keys to allow for remote system reset, system alarm silence and system drill test/recall functions. The system control keys may be independently enabled or disabled via programming jumpers on the rear of the RDC-800 at the time of installation for each particular RDC-800 unit. Additional individual amber system alarm silenced and amber trouble silenced discrete LEDs have also been included on the RDC-800.



## TECHNICAL DATA

**Mounting:** Standard 5 gang box (by others)

**Wiring:** (2) pair, #20 GA. min., 2000 ft. max.

**Power Consumption:** .065 Amp in Alarm

**Power Consumption:** .055 Amp in Standby

**Transmission Format:** Multiplexed, Supervised Style "W", Power Limited

**Number of units per drive ckt:** (4)

**Number of units per system:** (8)

## ORDERING

Order #	Catalog #	Description
401367	RDC-800-S	80 Character Remote Display/Controllers, Stainless
401367-0-14	RDC-800-R	80 Character Remote Display/Controllers, Red
401283-0-14	DWB-700-R	Desk Top Console/ Surface Wall Mount, Red
401283-0-3	DWB-800-B	Desk Top Console/ Surface Wall Mount, Black
401366	SI-3	Serial Interface Board
401378	SME-1	Message Editor Software

Note: The RDC-800 is compatible with MPC-2000 systems using 3.200 software or higher.

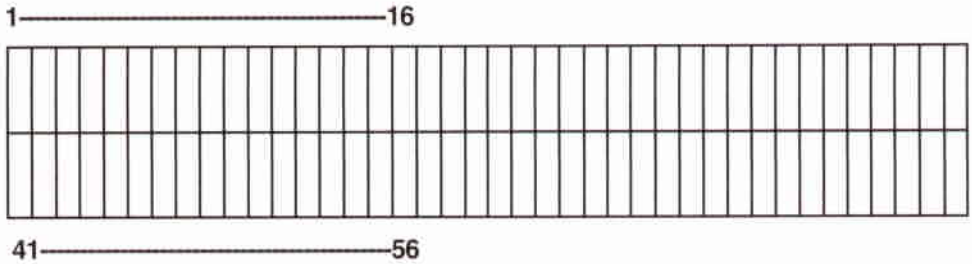
FARADAY RDC - 800 LCD ANNUNCIATOR / CONTROLLER AND ACCESSORIES

# FIRE ALARM ACCESSORY DEVICE RDC-800

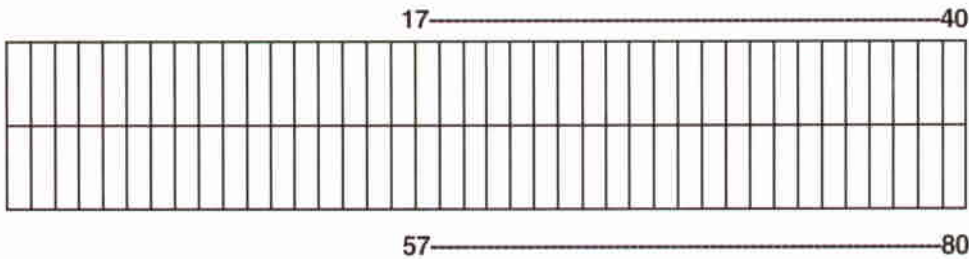
## RDC - 800 EIGHTY CHARACTER LCD

FARADAY RDC - 800 LCD ANNUNCIATOR / CONTROLLER AND ACCESSORIES

CORE DISPLAY - SAME AS WHAT IS SHOWN IN THE CU-2 OF THE MPC - 2000



CUSTOM MESSAGE SECTION - MUST USE SI - 3 AND SME - 1 SOFTWARE



LED	COLOR	MEANING
"POWER ON"	GREEN	POWER IS ON TO REMOTE
"SYSTEM ALARM"	RED	FIRE ALARM CONDITION
"ALARM SILENCED"	AMBER	PROGRAMMED SILENCEABLE DEVICES WERE SILENCED
"SYSTEM TROUBLE"	AMBER	SYSTEM TROUBLE CONDITION
"TROUBLE SILENCED"	AMBER	REMOTE RDC UNIT TROUBLE BUZZER SILENCED

SWITCH	COMMAND
"RESET"	IF ENABLED, RESETS PANEL
"ALARM SILENCE"	IF ENABLED, SILENCES SILENCEABLE FIRE SIGNALS
"TROUBLE SILENCE"	SILENCES THE RDC TROUBLE BUZZER
"DRILL TEST"	IF ENABLED, INITIATES A DRILL TEST OF THE FIRE PANEL
"LAMP TEST"	LIGHTS ALL LED'S ON RDC DISPLAY

**WARNING** - The information contained in this document is intended only as a summary and is subject to change without notice. The devices described in this document have specific instruction sheets which cover various technical, limitation and liability information. Copies of these instruction sheets and the General Product Warning and Limitations Document, which also contains important information, are provided with the product and are available from the Manufacturer. Information contained in these documents should be consulted before specifying or using the product. For further information or assistance concerning particular problems contact the Manufacturer.

