

LED ANNUNCIATORS

FEATURES

- Modular Construction
- LED Test Switch
- Extension Trouble Unit
- Stainless Steel Faceplate
- Terminal Block Connections
- Mounts to Standard Electrical Box
- Custom Lettering Kit Included
- U.L. Listed, S425
- CSFM Listed, 7120-065:116
- BSA Listed, 524-77SA
- IBEW./USA. Crafted

GENERAL

The 7700 series annunciators provide a compact, attractive means of remotely indicating fire alarm conditions. Although the units are intended for use with fire alarm detection and signaling panels, they can be used whenever visual annunciation is required.


Long life red LED indicators are P.C. board mounted in groups of four and assembled to a brushed stainless steel plate. The annunciator mounts to standard electrical boxes for either flush or surface mounting. Wiring to the annunciator is secured by pressure type screw terminals. A comprehensive lettering kit is provided to allow for custom identification of each indication.

Annunciators are available in 4, 8, and 16 LED configurations with LED test switch and system trouble unit. A 20 LED only unit is also available for applications requiring either more than 16 indications or visual indication only. Lamp test can be maintained when the 20 LED annunciator is cascaded with any 4, 8 or 16 LED unit.


The system trouble unit consists of a green system normal LED, an amber system trouble LED, an audible trouble buzzer, a buzzer silence switch with rering and an LED test switch. An optional flashing red LED trouble indicator is available in lieu of the standard steady amber trouble LED. The system trouble unit is also available as a stand alone unit.

TECHNICAL DATA


Operating Voltage	21 - 28 VDC
Operating Current	
Per Indicator	9 - 13 milliamps
Trouble Unit	
Standby	9 - 13 milliamps
Trouble	32 - 40 milliamps
Lamp Test	500 milliamp max.
Indicators	LED type, P.C. Board Mounted
Finish	Brushed Stainless Steel
Mounting	Standard Gang Boxes



7700 and 7700-01



7708 and 7708-01



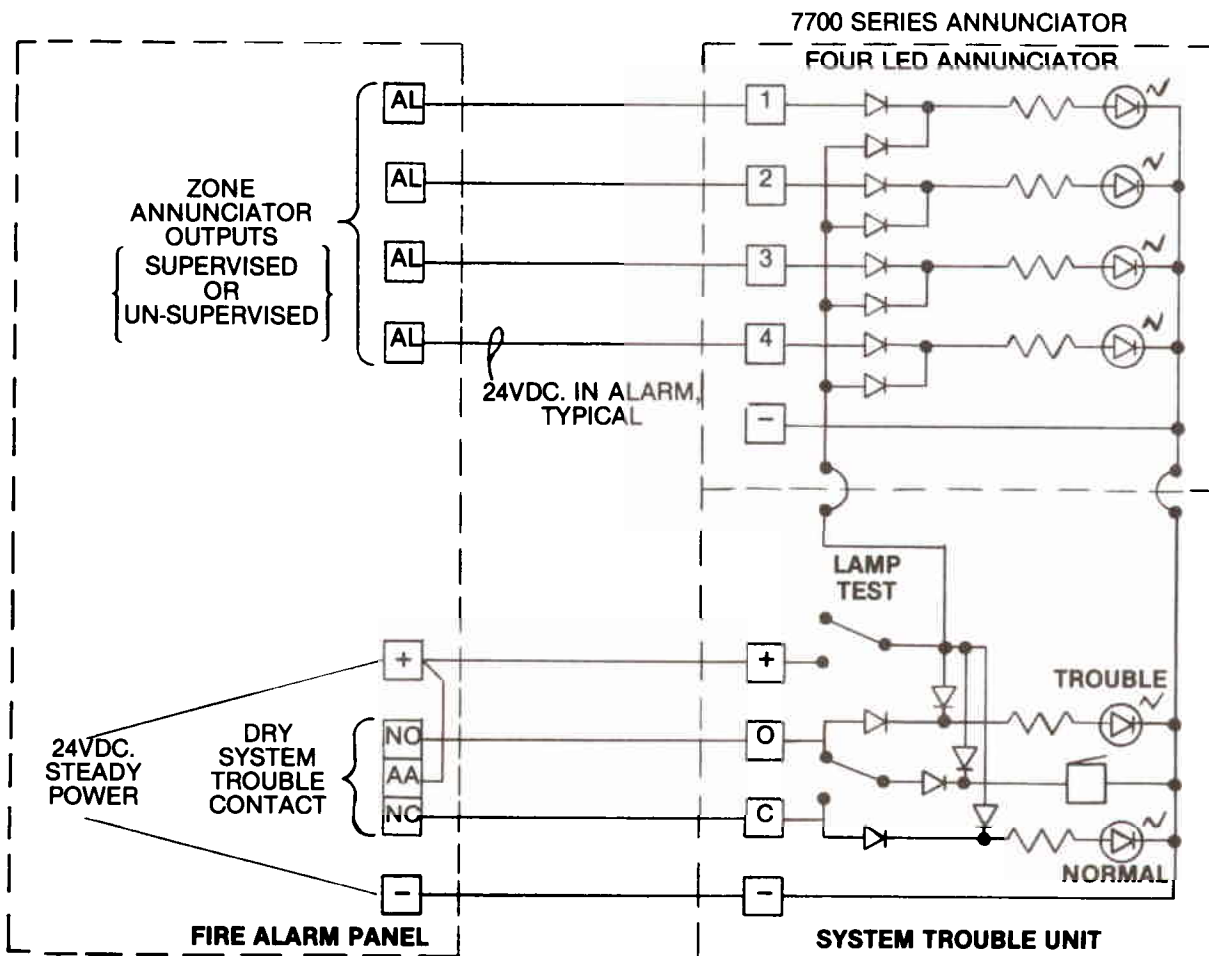
7720

FARADAY 7700 SERIES LED ANNUNCIATORS AND ACCESSORIES

ORDERING INFORMATION

PART NUMBER	DESCRIPTION	MOUNTING BOX (BY OTHERS)
7700	Extension trouble unit with green system normal LED, amber system trouble LED, trouble buzzer, buzzer silence switch with rering and lamp test switch.	1-gang
7700-01	Identical to 7700 except with flashing red trouble LED.	1-gang
7704	LED annunciator, 4 indication with lamp test and 7700 extension trouble unit.	2-gang
7704-01	LED annunciator, 4 indication with lamp test and 7700-01 extension trouble unit.	2-gang
7708	LED annunciator, 8 indication with lamp test and 7700 extension trouble unit.	3-gang
7708-01	LED annunciator, 8 indication with lamp test and 7700-01 extension trouble unit.	3-gang
7716	LED annunciator, 16 indication with lamp test and 7700 extension trouble unit.	5-gang
7716-01	LED annunciator, 16 indication with lamp test and 7700-01 extension trouble unit.	5-gang
7720	LED annunciator, 20 indication.	5-gang

TYPICAL WIRING DIAGRAM



WARNING- The information contained in this document is intended only as a summary and is subjected to change without notice. The devices described in this document have specific instruction sheets which cover various technical limitation and liability information. Copies of these instruction sheets and the General Product Warning and Limitations Document, which also contains important information, are specifying or using the product. For further information or assistance concerning particular problems contact the Manufacturer.