


Models 6230/6250 DC Electron-Mechanical Horns & 6234/6235/6238/6254/6255/6258 Horn Strobes (Adapter Series)

Features

- Contactless Electro-Mechanical design, resulting in no contact generated interference and high reliability (Patent #5,596,477)
- **The Adapter** feature offers four field selectable candela values - 15/75, 30/75, 75 or 110
- Strobe operates in either sync or non-sync modes
- Strobe synchronization requires the 5406 Sync Control Module or Faraday sync protocol
-  UL 1971 & UL 464 listed for both wall and ceiling
- ADA/NFPA/ANSI compliant
- Horn/strobe can be wired together or independently
- Screw Terminals accept #12 Awg.
- Made in USA, ISO 9001 quality crafted

Description

The Electron-Mechanical Horns & Horn Strobes combine state of the art electronics with the rugged proven durability of a mechanical horn. The combination of electronics and mechanics provide the maximum penetrating sound power while eliminating problems associated with mechanical contacts. The Adapter feature offers four field selectable candela settings - 15/75, 30/75, 75 or 110.



Detail - Adapter selector switch

All models remove the effects of inrush and RFI noise associated with contact operated mechanical devices. This design also eliminates the possibility of dust and dirt contaminating the contacts.

The construction of the horn and horn strobe allows for flush mounting on a standard 4-inch square back box or surface mounting on a 3046 or 3047 surface box.

Screw terminals are provided for the horn and strobe. The strobe can be configured to operate independently from the horn. The strobe has a Xenon flashtube with solid state circuitry for

Models 6234/6235 & 6254/6255 Horn Strobe



Models 6230 & 6250 Horn



Models 6238 & 6258 Horn Strobe

maximum reliability and efficiency, and a rounded dome shape made of clear polycarbonate.

Engineering Specifications

The audible/visual notification appliances shall be Faraday Series 6234, 6238, 6254, or 6258 Selectable Candela Strobe - Electron Mechanical Horn, or approved equal. The audible appliances shall be Faraday 6230 or 6250 Electron Mechanical Horns, or approved equal. The Series 6234, 6238, 6254, and 6258 visual segment shall be the Adapter Selectable Candela Strobe and shall be listed to UL1971 (Standard for Safety Signaling Devices for the Hearing Impaired). Audibles shall be UL listed under Standard 464 (Fire Protective Signaling). In addition to indoor applications, the 6230/6235 and 6250/6255 shall also be UL listed for outdoor applications, when mounted in a Faraday 3014 or 3015 Surface Box. All other appliances shall be listed for indoor applications, and shall be ADA/

NFPA/ANSI compliant. The strobe segment shall produce a flash rate of one (1) flash per second over the Operating Voltage Range Limits. The strobe shall consist of a xenon flash tube enclosed in a rugged clear polycarbonate lens. The strobe shall be of a low current design, and shall provide a minimum of four (4) field selectable strobe intensity settings, 15/75, 30/75, 75, and 110 candela. All settings shall be UL1971 listed for both wall and ceiling mount applications. The selector switch shall be tamper resistant. It shall not be necessary to remove the appliance from the mounting surface to select the strobe intensity. When strobe synchronization is required, the Strobe shall be compatible with the Faraday 5406 Sync Module, or other source of Faraday Sync Protocol, and shall not drift out of synchronization. Inputs shall be compatible with standard reverse polarity circuit supervision by an FACP.

The appliances shall combine electronics with the rugged durability and maximum penetrating sound power of a mechanical horn. To eliminate the effects of inrush and RFI noise, the appliances shall not have any mechanical contacts.

The Series 6230, 6234, 6235 and 6238 shall have a typical sound output rating of 96dBA at 10 feet. The Series 6250, 6254, 6255 and 6258 shall have a typical sound output rating of 100dBA at 10 feet.

The Series 6230, 6234, 6250, and 6254 shall have a square grille for mounting to a 4" square backbox, as well as Faraday 3046 and 3047 Surface Boxes.

The Series 6238 and 6258 shall have a round grille for mounting to a 4" square backbox.

The 6235 and 6255 shall have a square grille and mounted to a 3014 or 3015 for outdoor use.

Specifications

Environmental

Indoor: 32°F to 120°F (0°C to 49°C) at 85% RH
 Weatherproof: -31°F to 150°F (-35°C to 66°C) at 95% RH

Primary Input Voltage

Horn: 16-32 Vdc or VFWR
 Strobe: Operating Voltage Range Limits 16-32 Vdc or VFWR

Horn Current

see ordering information on page 3

Typical dB Rating at 10 Feet

6230, 6234, 6235, 6238: 96 dB
 6250, 6254, 6255, 6258: 100 dB

Note: Typical dB ratings are frontal readings taken with a dB meter with signal mounted on wall.

Mounting

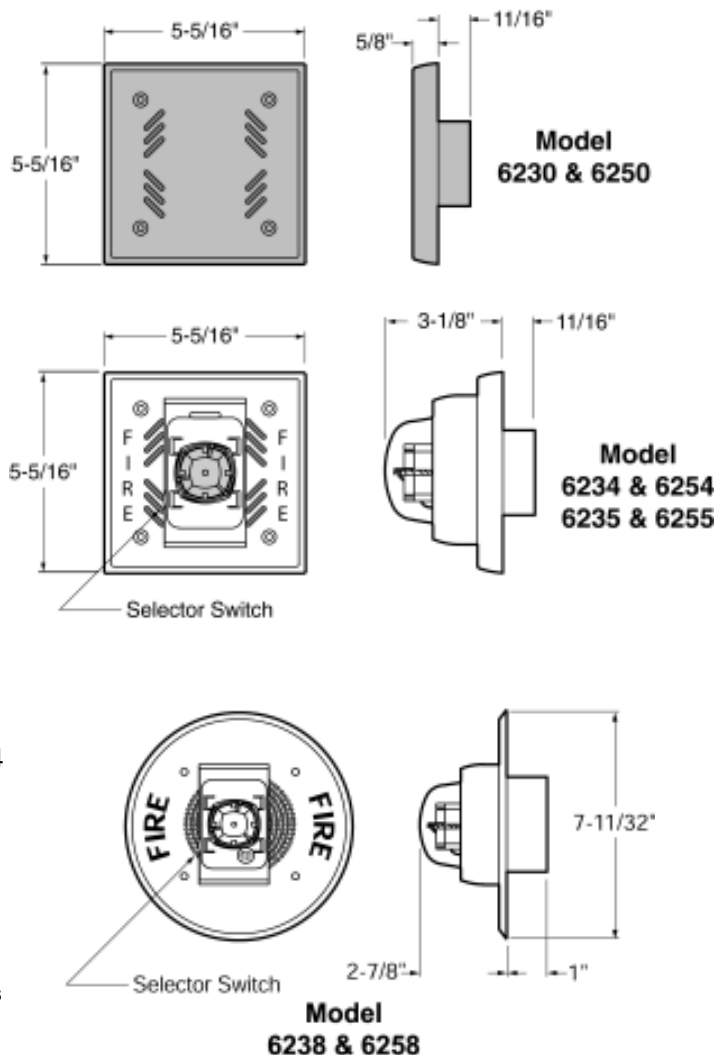
Flush Indoor: 4" square box
 Surface Indoor: 3046 or 3047 box
 Weatherproof (6230/6235 & 6250/6255 only): 3014 or 3015 WP box

Shipping Weight

Horn: 1-1/2 lbs. approx.
 Horn/Strobe: 2 lbs. approx.

NOTE: These notification appliances are UL listed and rated as "special application", which represents appliances which have been investigated to operate as described in the product's installation instructions over the voltage range of 16-32 VDC or VFWR.

Dimensions



Ordering Information

Model 6230 DC Electro-Mechanical Horn Strobe and 6234 Horn Strobe (Adapter Series, Multi-Candela)

Model	Description	Candela	Strobe Current @24 VDC	Horn Current @24 VDC	Part No.
6230B-0-14-24DC	Horn red	N/a	N/a	49 mA	500-696512FA
6230B-21-24DC	Horn white	N/a	N/a	49 mA	500-696513FA
6234B-14-24	Horn Strobe red	15/75, 30/75, 75 or 110 Cd	63 mA, 84 mA, 143 mA, 178 mA	49 mA	500-699724FA
6234B-21-24	Horn Strobe white	15/75, 30/75, 75 or 110 Cd	63 mA, 84 mA, 143 mA, 178 mA	49 mA	500-648160FA

Model 6238 Ceiling Mount DC Electron-Mechanical Horn with Strobe (Adapter Series, Multi-Candela)

Model	Description	Candela	Strobe Current @24 VDC	Horn Current @24 VDC	Part No.
6238B-21-24	Horn Strobe white	15/75, 30/75, 75 or 110 Cd	63 mA, 84 mA, 143 mA, 178 mA	49 mA	500-699725FA

Model 6230 Weatherproof, DC Electron-Mechanical Horn and 6235 Horn Strobes

Model	Description	Candela	Strobe Current @24 VDC	Horn Current @24 VDC	Part No.
6230B-0-14-24DC	Horn red	N/a	N/a	49 mA	500-696512FA
6230B-0-21-24DC	Horn white	N/a	N/a	49 mA	500-696513FA
6235B-14-24	Horn Strobe red	15/75, 30/75, 75 or 110 Cd	63 mA, 84 mA, 143 mA, 178 mA	49 mA	500-649501FA
6235B-21-24	Horn Strobe white	5/75, 30/75, 75 or 110 Cd	63 mA, 84 mA, 143 mA, 178 mA	49 mA	500-649502FA

Model 6250 DC HI-dB Electron-Mechanical Horn and 6254 Horn Strobe (Adapter Series, Multi-Candela)

Model	Description	Candela	Strobe Current @24 VDC	Horn Current @24 VDC	Part No.
6250B-0-14-24DC	Horn red	N/a	N/a	70 mA	500-696534FA
6250B-0-21-24DC	Horn white	N/a	N/a	70 mA	500-696535FA
6254B-14-24	Horn Strobe red	15/75 Cd, 30/75 Cd, 75 Cd, 110 Cd Strobe	63 mA, 84 mA, 143 mA, 178 mA	70 mA	500-699729FA
6254B-21-24	Horn Strobe white	15/75 Cd, 30/75 Cd, 75 Cd, 110 Cd Strobe	63 mA, 84 mA, 143 mA, 178 mA	70 mA	500-699731FA

Model 6250 Weatherproof, DC Electro-Mechanical, HI-dB Horn and 6255 Horn Strobes

Model	Description	Candela	Strobe Current @24 VDC	Horn Current @24 VDC	Part No.
6250B-0-14-24DC	Horn red	N/a	N/a	70 mA	500-696534FA
6250B-0-21-24DC	Horn white	N/a	N/a	70 mA	500-696535FA
6255B-14-24	Horn Strobe red	15/75 Cd, 30/75 Cd, 75 Cd, 110 Cd Strobe	63 mA, 84 mA, 143 mA, 178 mA	70 mA	500-649503FA
6255B-21-24	Horn Strobe white	15/75 Cd, 30/75 Cd, 75 Cd, 110 Cd Strobe	63 mA, 84 mA, 143 mA, 178 mA	70 mA	500-649504FA

Model 6258 Ceiling Mount DC HI-dB Electron-Mechanical Horn with Strobe (Adapter Series, Multi-Candela)

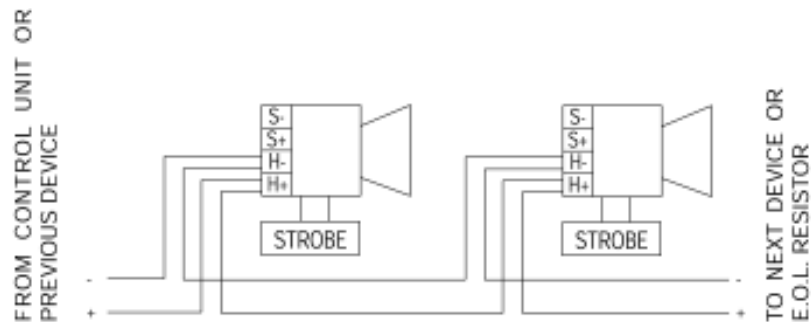
Model	Description	Candela	Strobe Current @24 VDC	Horn Current @24 VDC	Part No.
6258B-21-24	Horn Strobe white	15/75, 30/75, 75 or 110 Cd	63 mA, 84 mA, 143 mA, 178 mA	70 mA	500-699730FA

Ordering Information

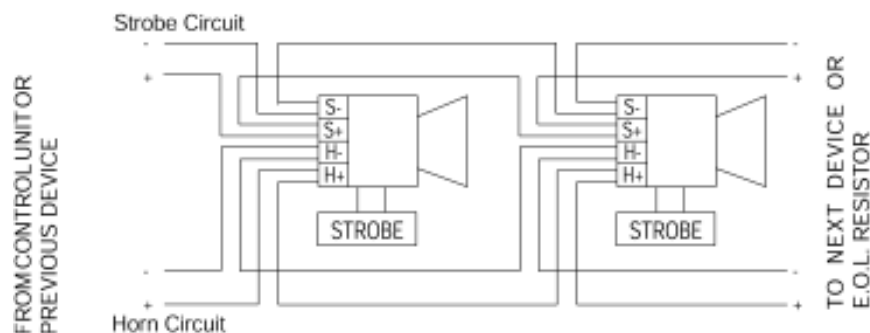
Accessories

Model	Description	Part No.
3014B-0-14	Weatherproof box 1/2" Conduit red	500-694494FA
3014B-0-21	Weatherproof box 1/2" Conduit white	500-695773FA
3015B-0-14	Weatherproof box 3/4" Conduit red	500-694495FA
3015B-0-21	Weatherproof box 3/4" Conduit white	500-695774FA
3017B-0-14	Flush or surface box, 1-9/16" (D) red	500-694496FA
3017B-0-21	Flush or surface box, 1-9/16" (D) white	500-695775FA
3046B-0-14	Surface box, 1.7" (D) red	500-695340FA
3046B-0-21	Surface box, 1.7" (D) white	500-695874FA
3047B-0-14	Surface box, 2.7" (D) red	500-695341FA
3047B-0-21	Surface box, 2.7" (D) white	500-695875FA
3048B	Flush box, 2.7" (D)	500-695342FA
5406B-0-14-24DC	Sync control module red	500-696872FA
5406B-0-21-24DC	Sync control module white	500-696873FA

Wiring



Wiring for 6234, 6235, 6238, 6254, 6255 & 6258 Horn Strobes where horns and strobes connect to the same circuit.



Wiring for 6234, 6235, 6238, 6254, 6255 & 6258 Horn Strobes where horns and strobes connect to separate circuits. (Cut Jumpers J1 and J2)

Sync strobes must be connected to a compatible signal circuit with a steady current output and appropriate voltage, with a 5406 Sync Control Module or other source of Faraday Sync Protocol wired electrically before the sync strobes.



Siemens Building Technologies, Inc.
 8 Fernwood Road • Florham Park, NJ 07932
 Tel: (973) 593-2600 • Fax: (973) 593-6670
 Web: www.faradayfirealarms.com

WARNING - The information contained in this document is intended only as a summary and is subject to change without notice. The devices described in this document have specific instruction sheets which cover various technical, limitation and liability information. Copies of these instruction sheets and the General Product Warning and Limitations Document, which also contains important information, are provided with the product and are available from the Manufacturer. Information contained in these documents should be consulted before specifying or using the product. For further information or assistance concerning particular problems contact the Manufacturer.